




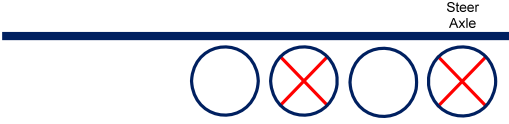

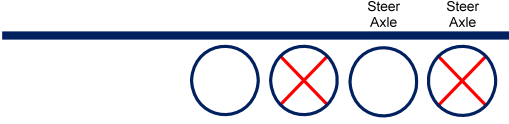




TECHNICAL BULLETIN # 06/04 *rev.1*

Positioning of ABS equipped axles

BPW axles equipped with ABS sensors should, when used in conjunction with a Knorr-Bremse brake kit, be fitted in the positions indicated in the table below. Axles with ABS will be marked with the wording ABS.

Full Trailers	Semi Trailer
	
	
	
	

Please consult with your brake coder if you are using a brake kit not supplied by BPW Transport Efficiency.